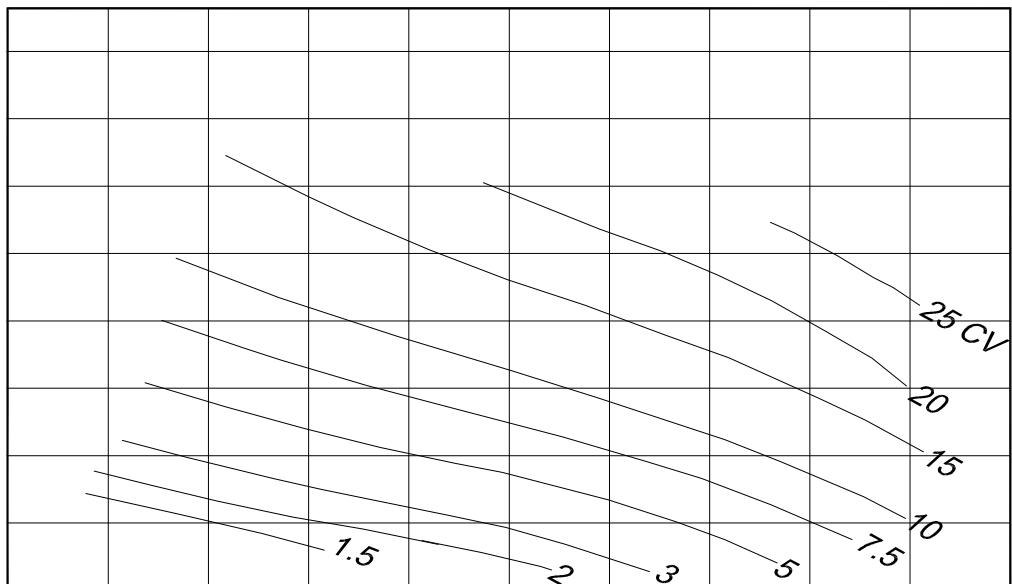
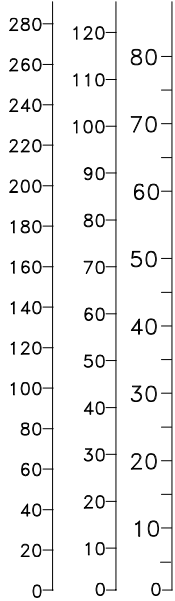
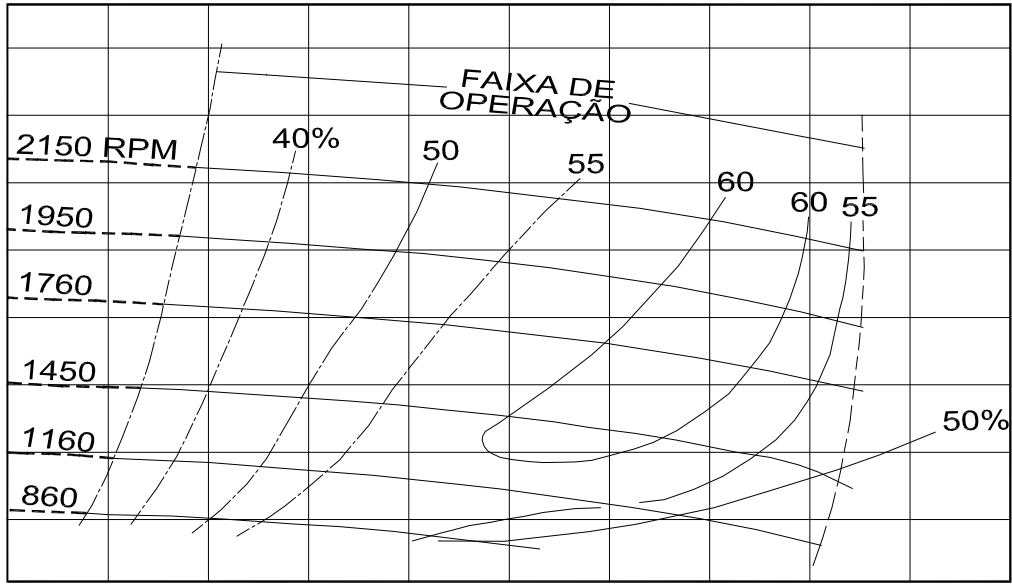
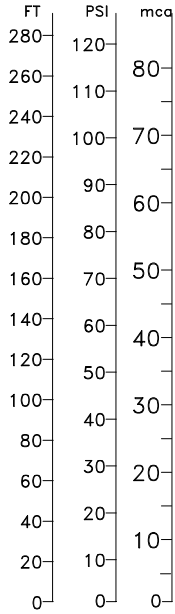


CURVA DE PERFORMANCE

HP-3

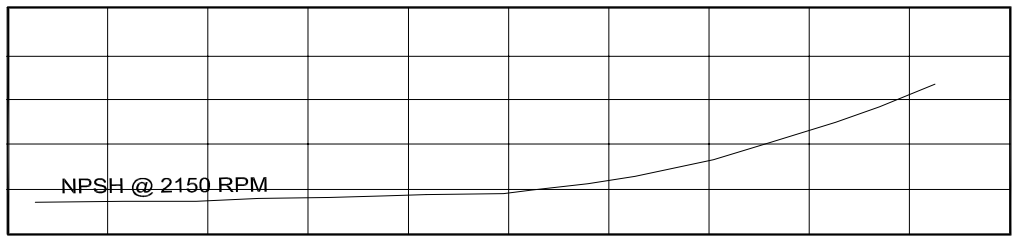
ALTURA MANOMÉTRICA TOTAL



VAZÃO: m³/h

L/s

GPM



0 10 20 30 40 50 60 70 80 90 100

0 1 2 3 4 5 6 7 8 9 10 11 12 13 14 15 16 17 18 19 20 21 22 23 24 25 26 27

0 25 50 75 100 125 150 175 200 225 250 275 300 325 350 375 400 425

POTENCIA NO EIXO DA BOMBA ALTURA MANOMÉTRICA / RENDIMENTOS

NPSH Requerido



RE-AUTO ESCORVA

850 rpm 2.3m -1150 rpm 2.9m
1450 rpm 4.5m -1750 rpm 7.6m
1950 rpm 7.6m -2150 rpm 7.6m

Antes de usar esta tabela,
verifique o NPSH da aplicação

DADOS

Dia. Rotor 279mm(11")
R.P.M. Conf. Indicado
ØMax.Sólidos 21mm (13/16")

N°. 9900200016 Rev. 1